

Text Structure Passages

Graphic Organizers & Quiz

Description

Going to the lake in the summer is relaxing and fun! My uncle hangs a hammock between two trees. Hammocks are the most comfortable places to nap. We usually bring a few of my friends with us. We like to jump off the dock and have cannon ball contests. Sometimes, we work together to build a huge sandcastle on the beach. We like to dig a big moat around it and fill it with water! Even our dog has a good time. He likes to swim too. We take turns throwing water for him to retrieve. That day, we laugh and laugh until we are tired. Then, we lay on a big blanket and eat snacks and talk until my mom says it's time to go home.

Compare & Contrast

Many people confuse crocodiles and alligators, and it's no wonder - the two animals are closely related. However, if you know a few facts about each animal, I think you'll be able to tell them apart. Crocodiles and alligators are large, 4-legged reptiles that live primarily in warm tropical swamps and rivers. They have excellent hearing and senses of smell. Their ears and nostrils have flaps that close when they dive underwater. While they usually stay under water for a half hour or more, they can hold their breath up to two hours or more. Alligators have huge, powerful tails that help them swim.

Sequence

A butterfly starts life as a very small, round, oval or egg. They usually lay their eggs on leaves. In the second stage of the butterfly life cycle, the hatched larva or caterpillar eats the leaf it was attached to as an egg. If this stage they spend most of their time eating. Not long after becoming caterpillars, they form themselves into a pupa (also known as a chrysalis). The caterpillar is rapidly changing inside. Finally, when the pupa has done all of its forming and the chrysalis is ready, the butterfly emerges. If you are lucky, you will get to see a butterfly emerge.

Problem & Solution

Large amounts of garbage are a problem for our communities. Later, we will also learn about a hierarchy - Reducing and Reusing when possible.

Cause & Effect

It was a dark, rainy day. We heard thunder and saw lightning in the distance. So we decided to stay inside. Luckily, we had a bunch of board games to play.

Effect

We decided to stay inside.

Cause

We heard thunder and saw lightning.

In 1519, Ferdinand Magellan and his men sailed west from Europe. They wanted to see what would happen if they kept sailing west. They landed in Spain. They had sailed around the world.

Effect

They had sailed around the world.

Cause

In 1519, Ferdinand Magellan and his men sailed west from Europe.

Text Structure Posters

Description
The text tells about something by describing it or giving examples.

Cause & Effect
The text tells about an outcome (the effect) and why it happened (the cause).
(A cause & effect chart can help organize this text structure.)


Problem & Solution
The text tells about a problem and a more solution.

Compare & Contrast
The text tells how 2 or more things are the same & different.
(A compare & contrast chart can help organize this text structure.)

Sequence
The text describes events in order or in steps.
(A flow chart can help organize this text structure.)

Cars drive on streets	Both are vehicles	Boats drive in the water
have wheels	can transport people	float

Signal Words:
Some as, Similar, Alike, As well as, Not only, but also, Both, Instead of, Either, or, On the other hand, Different from, As opposed to



~ Text Structure Reading Passages ~


These nonfiction text structure reading passages and graphic organizers are designed for 3rd, 4th, 5th, & 6th grade students (**Cause and Effect, Compare and Contrast, Problem and Solution, Description and Sequence**). Each nonfiction text structure comes with two reading passages. Each passage has 2 copies: One with a blank graphic organizer, and one with a completed graphic organizer. After working through each one together, I give the quiz to my class.

This resource includes:

- A reading passage and graphic organizer for each text structure
- A text structure quiz
- Answer keys
- A list of aligned TEKS and Common Core Standards

Fonts by: Jamie Harnar

Graphics by: Nastran & OpenClipArt & Educlips & Teaching in the Tongass



Join my newsletter for exclusive freebies, new blog posts, giveaways, and sale notifications! [CLICK HERE](#) to have this and more delivered to your inbox!

Copying any part of this product and placing it on the internet in any form (even personal/class website) is forbidden and is a violation of the Digital Millennium Copyright Act (DMCA). In purchasing this resource, you are agreeing that the contents are the property of Peas in a Pod and licensed to you only for use as a single user. I retain the copyright, and reserve all rights to this product.



Name: _____

Description



Going to the lake in the summer is relaxing and fun! My uncle hangs a hammock between two trees. Hammocks are the most comfortable places to nap. We usually bring a few of my friends with us. We like to jump off the dock and have cannon ball contests. Sometimes, we work together to build a huge sandcastle on the beach. We like to dig a big moat around it and fill it with water! Even our dog has a good time. He likes to swim too. We take turns throwing a stick out into the water for him to retrieve. That silly dog could chase it all day. We laugh and laugh until we've worn ourselves out. Then, we lay on a big blanket in the shade, eat our snacks and talk until my mom says it's time to go.

Main Idea

Detail

Detail

Detail

Name: _____

Description



Going to the lake in the summer is relaxing and fun! My uncle hangs a hammock between two trees. Hammocks are the most comfortable places to nap. We usually bring a few of my friends with us. We like to jump off the dock and have cannon ball contests. Sometimes, we work together to build a huge sandcastle on the beach. We like to dig a big moat around it and fill it with water! Even our dog has a good time. He likes to swim too. We take turns throwing a stick out into the water for him to retrieve. That silly dog could chase it all day. We laugh and laugh until we've worn ourselves out. Then, we lay on a big blanket in the shade, eat our snacks and talk until my mom says it's time to go.

*Answers may vary.

Main Idea

Going to the lake in the summer is relaxing and fun!

Detail

There is a hammock.

Detail

Friends come along.

Detail

We play with our dog.



Name: _____

Description

Our new puppy is really cute! His name is Loomis. He is a labradoodle. His mother is a labrador, and his father is a poodle. He is a chocolate brown color. His fur is soft and curly. His eyes are dark and gleam with love every time someone walks into the room. He is so loving that he cannot contain himself. When anyone comes home he bounds to them and covers them with doggie kisses. This is something we are going to have to train him to stop doing. It's a little too much for people who might not be expecting it, but it is one of the cutest things you will ever see. I have always wanted a puppy. I'm so glad we got this little cutie!

Main Idea

Detail

Detail

Detail



Name: _____

Description

Our new puppy is really cute! His name is Loomis. He is a labradoodle. His mother is a labrador, and his father is a poodle. He is a chocolate brown color. His fur is soft and curly. His eyes are dark and gleam with love every time someone walks into the room. He is so loving that he cannot contain himself. When anyone comes home he bounds to them and covers them with doggie kisses. This is something we are going to have to train him to stop doing. It's a little too much for people who might not be expecting it, but it is one of the cutest things you will ever see. I have always wanted a puppy. I'm so glad we got this little cutie!

Main Idea

Our new puppy is cute.

Detail

His name is Loomis.

Detail

He is a labradoodle.

Detail

He is loving.

Cause & Effect

Name: _____



It was a dark, rainy day. We heard thunder and saw lightening in the distance, so we decided to stay inside. Luckily, we had a bunch of board games to play.

Cause

We heard thunder
and saw
lightening.



Effect

In 1519, Ferdinand Magellan and his men sailed west from Spain. They wanted to see what would happen if they kept sailing west. Three years later, they landed in Spain. They had sailed around the world.

Cause



Effect

Magellan and his
men sailed around
the world.

John lived in the country. One weekend, he visited San Francisco. It was big and exciting, but too noisy and crowded. John was glad to get back home where it was quiet.

Cause



Effect



John was glad to
be home.

Cause & Effect

Name: _____



It was a dark, rainy day. We heard thunder and saw lightening in the distance, so we decided to stay inside. Luckily, we had a bunch of board games to play.

Cause

We heard thunder
and saw
lightening.



Effect

We decided to stay
inside.

In 1519, Ferdinand Magellan and his men sailed west from Spain. They wanted to see what would happen if they kept sailing west. Three years later, they landed in Spain. They had sailed around the world.

Cause

They wanted to
see what would
happen if they
kept sailing west.



Effect

Magellan and his
men sailed around
the world.

John lived in the country. One weekend, he visited San Francisco. It was big and exciting, but too noisy and crowded. John was glad to get back home where it was quiet.

Cause

The city was too
noisy and
crowded.



Effect

John was glad to
be home.



Cause & Effect

Name: _____



A camel is a desert animal. It has long legs and a hump on its back. The fatty hump stores water and food. The camel can travel for a long time without stopping to take a drink.

Cause

Effect

[Empty rounded rectangular box for Cause]



The camel can go without drinking for a long time.

Hot air is lighter than cold air. When air is heated, it rises. When air is heated under a balloon, the balloon rises into the sky. This is how hot air balloons work.



Cause

Effect

[Empty rounded rectangular box for Cause]



When air is heated, the balloon rises.



Mountain climbers wear special shoes. These shoes have sharp spikes on them. They dig into the side of the mountain and make climbing easier. These shoes make climbing safer too.

Cause

Effect

The spikes dig into the side of the mountain.



[Empty rounded rectangular box for Effect]

Cause & Effect

Name: _____



A camel is a desert animal. It has long legs and a hump on its back. The fatty hump stores water and food. The camel can travel for a long time without stopping to take a drink.

Cause

Water is stored in its hump.



Effect

The camel can go without drinking for a long time.

Hot air is lighter than cold air. When air is heated, it rises. When air is heated under a balloon, the balloon rises into the sky. This is how hot air balloons work.



Cause

Hot air is lighter than cold air.



Effect

When air is heated, the balloon rises.



Mountain climbers wear special shoes. These shoes have sharp spikes on them. They dig into the side of the mountain and make climbing easier. These shoes make climbing safer too.

Cause

The spikes dig into the side of the mountain.



Effect

They make climbing easier and safer.



Name: _____

Sequence

A butterfly starts life as a very small, round, oval or egg. They usually lay their eggs on leaves. In second stage of the butterfly life cycle, the hatched larva or caterpillar eats the leaf it was attached to as an egg. In this stage they spend most of their time eating. Not long after becoming caterpillars, they form themselves into a pupa (also known as a chrysalis). The caterpillar is rapidly changing inside. Finally, when the caterpillar has done all of its forming and changing inside the pupa, if you are lucky, you will get to see an adult butterfly emerge.

Four empty rounded rectangular boxes arranged vertically, connected by downward-pointing triangles, intended for students to write the sequence of the butterfly life cycle.



Name: _____

Sequence

A butterfly starts life as a very small, round, oval or egg. They usually lay their eggs on leaves. In second stage of the butterfly life cycle, the hatched larva or caterpillar eats the leaf it was attached to as an egg. In this stage they spend most of their time eating. Not long after becoming caterpillars, they form themselves into a pupa (also known as a chrysalis). The caterpillar is rapidly changing inside. Finally, when the caterpillar has done all of its forming and changing inside the pupa, if you are lucky, you will get to see an adult butterfly emerge.

First, the butterfly starts as an egg.

Second, it becomes a caterpillar or larva.

Third, they form themselves into a pupa (also known as a chrysalis).

Finally, they emerge as a butterfly.



Name: _____

Sequence

Getting to school on time can be tricky! The night before I have to lie out my clothes. That way I don't find out what I wanted to wear was in the dirty hamper. I have to turn on my alarm clock. It is set for one hour before I have to leave. When I get up, I eat breakfast and watch television. Then, I get dressed, brush my teeth, and brush my hair. Then, grab my coat and backpack. Lastly, I hug my family goodbye before I head out the door for school.

Sequence diagram with 7 empty boxes connected by downward arrows:

```
graph TD; A[ ] --> B[ ]; B --> C[ ]; C --> D[ ]; D --> E[ ]; E --> F[ ]; F --> G[ ]
```



Name: _____

Sequence

Getting to school on time can be tricky! The night before I have to lie out my clothes. That way I don't find out what I wanted to wear was in the dirty hamper. I have to turn on my alarm clock. It is set for one hour before I have to leave. When I get up, I eat breakfast and watch television. Then, I get dressed, brush my teeth, and brush my hair. Then, grab my coat and backpack. Lastly, I hug my family goodbye before I head out the door for school.

I lie out my clothes the night before.

I turn on my alarm clock.

When I get up, I eat breakfast and watch television.

Then, I get dressed, brush my teeth, and brush my hair.

Then, I grab my coat and my backpack.

Lastly, I hug my family good bye.

Name: _____



Problem & Solution

Large amounts of garbage can cause health problems for people & animals! Litter also takes away from the natural beauty of our communities and wild spaces. One answer is known as the waste hierarchy – Reduce, Reuse, Recycle. Reducing waste, reusing waste when possible, and recycling waste into goods for tomorrow.

The first and most effective way to minimize waste is to reduce. We can reduce waste by purchasing in bulk, buying items with less packaging and switching to reusable instead of single use items. Businesses can adopt manufacturing methods that require fewer resources and create less waste.

Despite efforts to reduce the amount of waste created, consumers and businesses still create too much waste. Much of this waste can be reused. For example, consumers can refill a bottle of water with water from home to minimize the number of plastic bottles being discarded.

When waste is eventually discarded, separating items for recycling from other waste is important. Recyclables include glass, newspaper, aluminum, cardboard and a surprising array of other materials. Change begins with us!

Problem

Possible Solutions

Name: _____



Problem & Solution

Large amounts of garbage can cause health problems for people & animals! Litter also takes away from the natural beauty of our communities and wild spaces. One answer is known as the waste hierarchy – Reduce, Reuse, Recycle. Reducing waste, reusing waste when possible, and recycling waste into goods for tomorrow.

The first and most effective way to minimize waste is to reduce. We can reduce waste by purchasing in bulk, buying items with less packaging and switching to reusable instead of single use items. Businesses can adopt manufacturing methods that require fewer resources and create less waste.

Despite efforts to reduce the amount of waste created, consumers and businesses still create too much waste. Much of this waste can be reused. For example, consumers can refill a bottle of water with water from home to minimize the number of plastic bottles being discarded.

When waste is eventually discarded, separating items for recycling from other waste is important. Recyclables include glass, newspaper, aluminum, cardboard and a surprising array of other materials. Change begins with us!

Problem

There's too much garbage & litter.

Possible Solutions

The first and most effective way to minimize waste is to reduce.

Reuse disposable items when possible.

Recycle items that cannot be reused.

Name: _____



Problem & Solution

My little brother seems to love my toys more than his. Every chance he gets he grabs my stuff and runs to the next room to play with it. That alone doesn't bother me too much. The problem is that he doesn't know how to use the toys and they sometimes end up getting broken!

My mom tells me he will outgrow this phase, but I'm not willing to let all of my toys get broken in the meantime. My dad helped me collect all of my favorites and put them on display on the high shelves that my brother can't reach.

I'm also trying to keep my bedroom door closed. He can't open doors yet. It's hard to remember to always shut the door, but making my room off limits to him might be the only way to keep his little hands from grabbing my things. We'll have to come up with another plan once he figures out how to open doors, but this should keep my things "safe" for awhile.

Problem

Possible Solutions

*Answers may vary slightly.

Name: _____



Problem & Solution

My little brother seems to love my toys more than his. Every chance he gets he grabs my stuff and runs to the next room to play with it. That alone doesn't bother me too much. The problem is that he doesn't know how to use the toys and they sometimes end up getting broken!

My mom tells me that he will outgrow this phase, but I'm not willing to let all of my toys get broken in the meantime. My dad helped me collect all of my favorite toys and put them on the high shelves that my brother can't reach.

I'm also trying to keep my bedroom door closed. He can't open doors yet. It's hard to remember to always shut the door, but making my room off limits to him might be the only way to keep his little hands from grabbing my things. We'll have to come up with another plan once he figures out how to open doors, but this should keep my things "safe" for awhile.

Problem

My little brother is breaking my toys.

Possible Solutions

He will outgrow this phase.

My dad helped me collect all of my favorite toys and put them on the high shelves that my brother can't reach.

I'm also trying to keep my bedroom door closed.



Name: _____

Compare & Contrast

Many people confuse crocodiles and alligators, and it's no wonder - the two animals are closely related. However, if you know a few facts about each animal, I think you'll be able to tell them apart.

Crocodiles and alligators are large, 4-legged reptiles that live primarily in warm tropical swamps and rivers. They have excellent hearing and senses of smell. Their ears and nostrils have flaps that close when they dive underwater. While they usually stay under water for a half hour or less, they can hold their breath up to two hours or more. Both animals have huge, powerful tails that help them swim and fight predators.

While both are crocodylians, they are in different groups or families. In fact, there are three families of crocodylians. There's an alligator family, which includes alligators and caiman. There's also a crocodile family. (There's also a third group called gharials, which are an endangered group of crocodylians from India.) Alligators and caiman have u-shaped, rounded snouts. Crocodile snouts are more pointed and v-shaped. An alligator's wider upper jaw overlaps its lower jaw when it closes its mouth. Because of this its teeth are hidden. A crocodile's upper and lower jaw, however, are about the same width. So, when a crocodile closes its mouth some of its teeth still show.

Crocodiles

Both

Alligators

--	--	--



Name: _____

Compare & Contrast

Many people confuse crocodiles and alligators, and it's no wonder - the two animals are closely related. However, if you know a few facts about each animal, I think you'll be able to tell them apart.

Crocodiles and alligators are large, 4-legged reptiles that live primarily in warm tropical swamps and rivers. They have excellent hearing and senses of smell. Their ears and nostrils have flaps that close when they dive underwater. While they usually stay under water for a half hour or less, they can hold their breath up to two hours or more. Both animals have huge, powerful tails that help them swim and fight predators.

While both are crocodylians, they are in different groups or families. In fact, there are three families of crocodylians. There's an alligator family, which includes alligators and caiman. There's also a crocodile family. (There's also a third group called gharials, which are an endangered group of crocodylians from India.) Alligators and caiman have u-shaped, rounded snouts. Crocodile snouts are more pointed and v-shaped. An alligator's wider upper jaw overlaps its lower jaw when it closes its mouth. Because of this its teeth are hidden. A crocodile's upper and lower jaw, however, are about the same width. So, when a crocodile closes its mouth some of its teeth still show.

Crocodiles

pointed and v-shaped snouts

when a crocodile closes its mouth some of its teeth still show.

Both

crocodylians

large, 4-legged reptiles that live primarily in warm tropical swamps and rivers

excellent hearing & smell

Alligators

u-shaped, rounded snouts

when a alligator closes its mouth its teeth are hidden



Name: _____

Compare & Contrast

It's easy to get frogs and toads mixed up. From a distance, they look a lot alike. Toads are actually a type of frog but with some important differences.

Toads and frogs do have a lot in common. They begin their life in water and undergo a metamorphosis before becoming an adult. Both are "cold-blooded". This doesn't mean their blood is always cold. It means that their body temperatures are similar to their surroundings. They both have water-tight skin. Both have long sticky tongues that can flick out fast to catch bugs. They also eat other wiggly and juicy things like worms and slugs.

While both frogs and toads may look similar to the average person, those with a careful eye can easily spot the differences. Adult toads live mostly on land, while frogs go back and forth from land to water. Toads have much dryer and bumpier skin. Frogs usually have a moist, smooth skin that needs water to keep from drying out. Frogs tend to be thinner. Frogs have webbed feet. A toad's foot has separated toes. The frog's webbed feet, along with their longer legs, make them much better swimmers. Toads have a special parotid gland filled with poison located behind each eye. When an enemy attacks a toad, it protects itself by squirting the poison. While most species of toads are not harmful to humans, they can hurt pets and other small animals. Frogs do not have poison glands behind their eyes. Next time you think you spot one of these amphibians, take a closer look to see if it is a frog or a toad.

Frogs

Both

Toads

--	--	--



Name: _____

Compare & Contrast

It's easy to get frogs and toads mixed up. From a distance, they look a lot alike. Toads are actually a type of frog but with some important differences.

Toads and frogs do have a lot in common. They begin their life in water and undergo a metamorphosis before becoming an adult. Both are "cold-blooded". This doesn't mean their blood is always cold. It means that their body temperatures are similar to their surroundings. They both have water-tight skin. Both have long sticky tongues that can flick out fast to catch bugs. They also eat other wiggly and juicy things like worms and slugs.

While both frogs and toads may look similar to the average person, those with a careful eye can easily spot the differences. Adult toads live mostly on land, while frogs go back and forth from land to water. Toads have much dryer and bumpier skin. Frogs usually have a moist, smooth skin that needs water to keep from drying out. Frogs tend to be thinner. Frogs have webbed feet. A toad's foot has separated toes. The frog's webbed feet, along with their longer legs, make them much better swimmers. Toads have a special parotid gland filled with poison located behind each eye. When an enemy attacks a toad, it protects itself by squirting the poison. While most species of toads are not harmful to humans, they can hurt pets and other small animals. Frogs do not have poison glands behind their eyes. Next time you think you spot one of these amphibians, take a closer look to see if it is a frog or a toad.

Frogs

live on land &
water

moist & smooth

webbed feet

Both

look alike

cold blooded

begin life in
water

water tight skin

Toads

most live on
land

dry, bumpy skin

separated toes

poison glands

Text Structures

Name: _____

Directions: Identify each passage as descriptive, cause & effect, sequence, problem & solution, or compare & contrast.

1. _____ Cold air is heavier than hot air. When air is heated under a balloon, the balloon rises into the sky. This is how hot air balloons fly.
2. _____ Our new puppy is a golden retriever. We have named him Buddy. He's really cute & soft. He has a ton of energy!
3. _____ Before we go fishing, we need to get our gear together. First, we put the fishing rods by the door. Next, we dig up some worms for bait. Then, we grab our tackle box. Finally, we're ready to go!
4. _____ If it gets really hot, elephants use their trunks to splash water onto their backs.
5. _____ On a rainy day look up when the Sun comes through the clouds. You might see a rainbow since rainbows are made when sunlight hits drops of water in the air.
6. _____ Porpoises and dolphins are fascinating and beautiful sea creatures. Both porpoises and dolphins have teeth. However, porpoise teeth are shaped differently than dolphin teeth.
7. _____ My baby brother always messes up my Lego projects. To solve this, I moved all of my Legos into my bedroom. I keep the door closed.
8. _____ My mom got a new car. It's a red convertible. It has leather seats & a really nice radio. We have so much fun cruising down the road in our shiny car.
9. _____ To make cookies, you need to mix butter, sugar, & eggs in one bowl. Next, mix flour & salt in another bowl. Then, mix them together with chocolate chips. Finally, you can put spoonfuls on a cookie sheet.
10. _____ How can I track the distance that I run? One option is to use an app on a smart phone.

Text Structures

Name: _____

Directions: Identify each passage as descriptive, cause & effect, sequence, problem & solution, or compare & contrast.

1. Cause & Effect Cold air is heavier than hot air. When air is heated under a balloon, the balloon rises into the sky. This is how hot air balloons fly.
2. Descriptive Our new puppy is a golden retriever. We have named him Buddy. He's really cute & soft. He has a ton of energy!
3. Sequence Before we go fishing, we need to get our gear together. First, we put the fishing rods by the door. Next, we dig up some worms for bait. Then, we grab our tackle box. Finally, we're ready to go!
4. Cause & Effect If it gets really hot, elephants use their trunks to splash water onto their backs.
5. Cause & Effect On a rainy day look up when the Sun comes through the clouds. You might see a rainbow since rainbows are made when sunlight hits drops of water in the air.
6. Compare & Contrast Porpoises and dolphins are fascinating and beautiful sea creatures. Both porpoises and dolphins have teeth. However, porpoise teeth are shaped differently than dolphin teeth.
7. Problem & Solution My baby brother always messes up my Lego projects. To solve this, I moved all of my Legos into my bedroom. I keep the door closed.
8. Descriptive My mom got a new car. It's a red convertible. It has leather seats & a really nice radio. We have so much fun cruising down the road in our shiny car.
9. Sequence To make cookies, you need to mix butter, sugar, & eggs in one bowl. Next, mix flour & salt in another. Then, mix them together with chocolate chips. Finally, you can put spoonfuls on a cookie sheet.
10. Problem & Solution How can I track the distance that I run? One option is to use an app on a smart phone.

Related Standards:

Common Core

[RI.3.8](#) Describe the logical connection between particular sentences and paragraphs in a text (e.g., comparison, cause/effect, first/second/third in a sequence).

[RI.4.5](#) Describe the overall structure (e.g., chronology, comparison, cause/effect, problem/solution) of events, ideas, concepts, or information in a text or part of a text.

[RI.5.5](#) Compare and contrast the overall structure (e.g., chronology, comparison, cause/effect, problem/solution) of events, ideas, concepts, or information in two or more texts.

[RI.5.6](#) Analyze multiple accounts of the same event or topic, noting important similarities and differences in the point of view they represent.

[RI.6.5](#) Analyze how a particular sentence, paragraph, chapter, or section fits into the overall structure of a text and contributes to the development of the ideas.

Text Structure in the TEKS

Reading/Comprehension of Literary Text/Nonfiction.

Students understand, make inferences and draw conclusions about the varied structural patterns and features of literary nonfiction and respond by providing evidence from text to support their understanding. Students are expected to:

3 rd grade	4 th grade	5 th grade
<i>9(L1) distinguish between fiction and nonfiction;</i>	<i>7(L1) distinguish between fiction and nonfiction;</i>	<i>7(L1) distinguish between fiction and nonfiction;</i>

Figure 19

Reading Comprehension/Skills.


Students use a flexible range of meta-cognitive reading skills in both assigned and independent reading to understand an author's message. Students will continue to apply earlier standards with greater depth in increasingly more complex texts, as they become self-directed, critical readers. The student is expected to:

3 rd grade	4 th grade	5 th grade
<i>Fig. 19 (L3) represent text information in different ways, including story maps, graphs, and charts;</i>	<i>Fig. 19 (L3) represent text information in different ways such as in outline, timeline, or graphic organizer;</i>	<i>Fig. 19 (L3) represent text information in different ways such as in outline, timeline, or graphic organizer;</i>


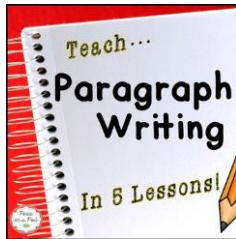

Reading/Comprehension of Informational Text/Expository Text.

Students analyze, make inferences and draw conclusions about expository text and provide evidence from the text to support their understanding. Students are expected to:

3 rd grade	4 th grade	5 th grade
	<i>11(L2) recognize that authors organize information in specific ways;</i>	<i>11(L2) recognize that authors organize information in specific ways;</i>
13(C) identify explicit cause and effect relationships among ideas in texts; and	11(C) describe explicit and implicit relationships among ideas in texts organized by cause-and-effect, sequence, comparison, <i>problem/solution, or description</i> , and	11(C) analyze how the organizational pattern of a text (e.g., cause-and-effect, compare-and-contrast, sequential order, logical order, classification schemes) influences the relationships among the ideas;
13(D) use text features (e.g., bold print, captions, key words, italics) to locate information and make and verify predictions about contents of text.	11(D) use multiple text features (e.g., guide words, topic and concluding sentences) to gain an overview of the contents of text and to locate information.	11(D) use multiple text features and graphics to gain an overview of the contents of text and to locate information; and



Check out my other resources:



About the author: I started my teaching journey in 2004. I have taught kinder - 8th, thanks to a few combo classes! I've district hopped three times, and that has given me a lot of insight into the needs of various communities and the teachers who work there. Being super dorky has really helped me in the classroom! I'll sing, dance, or do both to refocus my group. They roll with laughter and are ultimately drawn in by my antics. They have no idea they were just fooled into focusing! (Let's keep that our little secret.)

Graphics by: Educlips, Lovin Lit, Amazing Classroom, Openclipart
Fonts by: Jamie Harnar & Kimberly Geswein



Join my newsletter for exclusive freebies, new blog posts, giveaways, and sale notifications! [CLICK HERE](#) to have this and more delivered to your inbox!