

# DIGRAPH SH



**Digraph sh**

Name \_\_\_\_\_

Glue the pictures that start with 'sh' on the shirt.

**Digraph sh**

Name \_\_\_\_\_

Use a magnifying glass to find the words hidden in the picture. Write the words on the lines below.

Write the words you found. Color the beginning 'sh' yellow.


**Digraph sh**

Name \_\_\_\_\_

end

spin the

Do what it says on the space you spin. Say the name of the picture that you land on.

If it ends with 'sh', stay where you are. If it does not end with 'sh', move back one space.

move forward 1 space

move back 1 space

skip a turn

move forward 2 spaces

start

**Digraph sh**

Name \_\_\_\_\_

Find the sh- in the wordsearch.

s	s		r	t
s			u	r
h	x	a		b
e	k	r		o
	r	k		l
	h	o		i
	w	e		k
	m	e		l
	k	y		e
		e		s
				f
				i
				d

ship

shovel

shoe

shower

shell

shark

shirt

sheep

Write a sentence.

\_\_\_\_\_

\_\_\_\_\_

\_\_\_\_\_

**Digraph sh**

Name \_\_\_\_\_

Spin the spinner a total of 7 times. Decide if the 'sh' sound is at the beginning or end of the word.

Color a square for each word you spin.

sh-				
-sh				

**Digraph sh**

Name \_\_\_\_\_

See It, Make It, Write It

Look at the picture, color the circles with the correct letters, write the word.

	sh	o	n	
	t	e	ll	shell
	dr	i	sh	
	w	a	x	
	sh	or	m	
	w	ar	k	
	h	a	t	
	d	i	sh	
	sh	i	c	
	ch	o	p	
	d	u	sh	
	f	i	mb	


\_\_\_\_\_

\_\_\_\_\_

\_\_\_\_\_


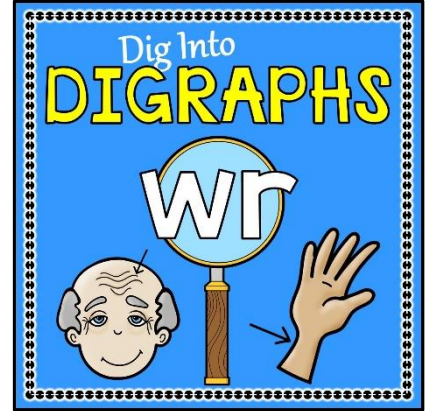





# MORE DIGRAPH PACKS TO EXPLORE!



Click on the image to see  
the full pack!

Click on the images  
below to explore!



This free SH digraph pack will help your students practice the follow skills:

- Identify the SH sound at the beginning of a word
- Identify the SH sound at the end of a word
- Find words that begin with the letters **SH**
- Distinguish if the **SH** sound is at the beginning or end of a word
- Spell **SH** words

All of these skills are presented in a fun engaging format.

### **Spin a Digraph**

Students make a spinner using their pencil and a paperclip. They spin the clip and decide if the picture it lands on has the SH sound at the beginning or the end of the word. They then color a corresponding box at the bottom of the page. Students should make 7 spins and color 7 boxes.




### **See It, Make, Write it**

Identify the pictures for the students before starting this page. Students look at the picture then find the letters heard in the initial, medial and final position of the word. They color the correct bubbles with a light colored crayon or pencil and then write the word on the provided handwriting lines.

Name

# Digraph sh







Glue the pictures that start with 'sh' on the shirts.



Name \_\_\_\_\_

# Digraph sh

Glue the pictures that end with 'sh' on the dishes.



Name

# Digraph sh

Find the sh- words in the wordsearch.

s	s	i	j	l	s	h	i	r	t
s	h	u	k	i	h	f	z	u	r
h	e	e	k	x	a	m	j	b	o
e	e	b	i	k	r	b	a	l	i
l	p	t	v	r	k	a	v	l	k
l	j	j	s	s	h	o	v	e	l
i	o	s	h	o	w	e	r	q	m
p	c	d	i	y	o	m	l	w	h
s	q	w	p	s	k	y	e	s	f
l	s	h	o	e	d	p	k	i	d



ship

shovel

shoe

shower

shell

shark

shirt

sheep

Choose one word and write a sentence.

Handwriting practice lines consisting of solid top and bottom lines with a dashed middle line, repeated three times.



Name

# Digraph sh

Use a magnifying glass to find the words hidden in the picture. Write the words on the lines below.



Write the words you found. Color the beginning 'sh' yellow.


Name

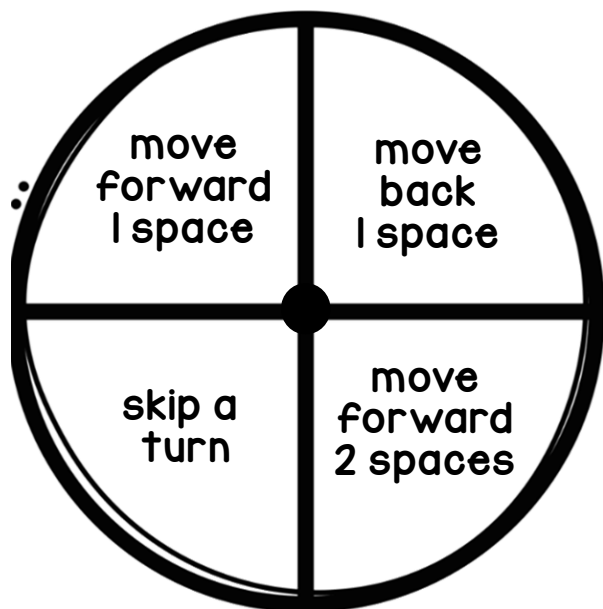
# Digraph sh

end

Use a paperclip and spin the spinner.

Do what it says on the space you spin.  
Say the name of the picture that you land on.

If it ends with 'sh', stay where you are.  
If it does not end with 'sh', move back one space.




start



Name

Digraph sh

Spin the spinner a total of 7 times. Decide if the 'sh' sound is at the beginning or end of the word.



Color a square for each word you spin.







sh-							
-sh							

Name \_\_\_\_\_

Digraph sh

# See It, Make It, Write It

Look at the picture, color the circles with the correct letters, write the word.

	sh o n t e ll	shell
	dr i sh w a x	
	sh or m w ar k	
	h a t d i sh	
	sh i c ch o p	
	d u sh f i mb	


# Thank you for your purchase!

**This product is copyrighted:  
©Teacher's Toolkit**

The original purchaser of this document is granted permission to reproduce the pages in the quantities needed for the purchaser's classroom only. The licence is **NON-TRANSFERABLE** and may only be used by **ONE** teacher.

Duplication for other classes or by other teachers or for use in wide distribution, e.g. within a school district or on the internet in any form is strictly forbidden.

Thank you for following my Terms of Use.



**CLICK THE ENVELOPE TO  
SIGN UP FOR OUR  
NEWSLETTER - SPECIAL  
SALES, DISCOUNTS AND  
FREEBIES DELIVERED  
STRAIGHT TO YOUR INBOX!**



# PRINTING TIPS

If the file is a PDF, especially a PDF with a lot of graphics, it may look fine on your screen, but may not print out correctly. If you're having trouble printing a PDF, please be sure that you're opening the PDF with the latest version of [Adobe Acrobat Reader](#).

**Never print directly from a download. Always save first!**

## I use graphics & fonts by these designers

